












# Little Mountain Masterplan Update

1. How far away do you live from Little Mountain Park? (one answer only)			
		Response Percent	Response Count
0 - 2 miles		33.8%	93
<b>2 - 5 miles</b>		<b>39.6%</b>	109
6 - 10 miles		9.8%	27
11 - 20 miles		8.0%	22
20 + miles		8.7%	24
		<b>answered question</b>	<b>275</b>
		<b>skipped question</b>	<b>2</b>





2. Are you a resident of the City of Mount Vernon?			
		Response Percent	Response Count
<b>Yes</b>		<b>58.7%</b>	162
No		41.3%	114
		<b>answered question</b>	<b>276</b>
		<b>skipped question</b>	<b>1</b>

3. Has a member of your household ever been to Little Mountain Park?			
		Response Percent	Response Count
<b>Yes</b>		<b>99.6%</b>	274
No		0.4%	1
		<b>answered question</b>	<b>275</b>
		<b>skipped question</b>	<b>2</b>











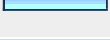
**4. Has a member of your household been to Little Mountain Park in the past year? (please have the person who is most familiar with the park in your household complete the survey)**

		Response Percent	Response Count
Yes		91.6%	251
No		8.4%	23
		<i>answered question</i>	<b>274</b>
		<i>skipped question</i>	<b>3</b>












**5. How many times in the past year has a member of your household visited Little Mountain Park?**

		Response Percent	Response Count
0 – 1		17.3%	47
2 – 5		36.8%	100
6 – 10		19.5%	53
11 +		26.5%	72
		<i>answered question</i>	<b>272</b>
		<i>skipped question</i>	<b>5</b>




**6. What activities did you regularly participate in at Little Mountain?**

		<b>Response Percent</b>	<b>Response Count</b>
<b>use of the viewpoints</b>		<b>84.3%</b>	<b>215</b>
hiking along the paved access road		40.0%	102
trail hiking		61.6%	157
mountain biking on trails		18.0%	46
biking on the access road		16.5%	42
nature viewing		56.9%	145
enjoy solitude		52.5%	134
Silver Arrow Bowman archery course		4.7%	12
Eagle Rock challenge course		11.4%	29
picnicking		21.6%	55
Other (please specify)		11.0%	28
		<b><i>answered question</i></b>	<b>255</b>
		<b><i>skipped question</i></b>	<b>22</b>

7. What SINGLE activites is the most important to you at Little Mountain Park? (One answer only)

		Response Percent	Response Count
picnicking		1.6%	4
use the viewpoints		22.5%	57
hiking along the paved access road		5.9%	15
<b>trail hiking</b>		<b>30.0%</b>	76
mountain biking on trails		15.0%	38
biking on the access road		2.8%	7
nature viewing		6.3%	16
enjoy solitude		6.3%	16
Silver Arrow Bowman archery target course		0.8%	2
Eagle Rock challenge course		4.7%	12
Other (please specify)		4.0%	10
		<b>answered question</b>	<b>253</b>
		<b>skipped question</b>	<b>24</b>

**8. As more people move into the area over the upcoming years it is logical to assume more people will use the park. Which statement do you agree with more.**

		Response Percent	Response Count
I would prefer that recreation uses be expanded as needs demand, understanding some responsible development of natural areas will have to occur.		43.9%	111
<b>I would prefer that natural areas be set aside, understanding that the recreation activities will become more concentrated by increased numbers of users.</b>		48.6%	123
Other (please specify)		7.5%	19
<b>answered question</b>			<b>253</b>
<b>skipped question</b>			<b>24</b>

**9. In your opinion, please rate your satisfaction with the following ACTIVITIES at Little Mountain Park?**

	Very Satisfied	Satisfied	Neutral	Dissatisfied	Very Dissatisfied	No Answer	Rating Average	Response Count
number of hiking trails	10.1% (25)	<b>34.3% (85)</b>	19.0% (47)	20.6% (51)	3.6% (9)	12.5% (31)	2.70	24
quality of hiking trails	10.1% (25)	<b>34.4% (85)</b>	22.3% (55)	16.6% (41)	4.5% (11)	12.1% (30)	2.67	24
number of biking trails	4.2% (10)	14.7% (35)	22.7% (54)	10.1% (24)	11.3% (27)	<b>37.0% (88)</b>	3.15	23
quality of biking trails	3.8% (9)	16.2% (38)	25.5% (60)	7.2% (17)	8.9% (21)	<b>38.3% (90)</b>	3.02	23
trail connections (loops or internal connections)	4.7% (11)	<b>27.1% (64)</b>	23.7% (56)	20.3% (48)	8.5% (20)	15.7% (37)	3.01	23
number of viewpoints	29.8% (74)	<b>52.4% (130)</b>	9.3% (23)	4.4% (11)	0.8% (2)	3.2% (8)	1.90	24
quality of viewpoints	<b>48.8% (121)</b>	39.9% (99)	6.0% (15)	1.2% (3)	0.4% (1)	3.6% (9)	1.59	24
interpretive elements	6.3% (15)	20.7% (49)	<b>38.4% (91)</b>	11.0% (26)	4.6% (11)	19.0% (45)	2.84	23

nature viewing	17.4% (42)	<b>49.6%</b> <b>(120)</b>	19.8% (48)	4.5% (11)	0.4% (1)	8.3% (20)	2.14	24
access to Carpenter Creek	3.4% (8)	10.2% (24)	31.4% (74)	5.9% (14)	0.8% (2)	<b>48.3%</b> <b>(114)</b>	2.82	23
Eagle Rock Challenge Course	9.7% (23)	12.7% (30)	28.7% (68)	0.8% (2)	0.8% (2)	<b>47.3%</b> <b>(112)</b>	2.44	23
Silver Arrow Bowman archery course	2.1% (5)	9.4% (22)	30.9% (72)	0.4% (1)	0.0% (0)	<b>57.1%</b> <b>(133)</b>	2.69	23
	<b>answered question</b>							<b>25</b>
	<b>skipped question</b>							<b>2</b>

<b>10. If you replied DISSATISFIED or VERY DISSATISFIED to any of the above would you please share your suggestions on how to improve?</b>	
	<b>Response Count</b>
	116
	<b>answered question</b>
	<b>116</b>
	<b>skipped question</b>
	<b>161</b>

11. In your opinion, please rate your satisfaction with the OPERATIONS and INFRASTRUCTURE items at Little Mountain Park?

	Very Satisfied	Satisfied	Neutral	Dissatisfied	Very Dissatisfied	No Answer	Rating Average	Response Count
amount of parking	9.3% (23)	<b>48.0% (119)</b>	21.0% (52)	15.7% (39)	3.6% (9)	2.4% (6)	2.55	24
location of parking	9.4% (23)	<b>46.5% (114)</b>	20.4% (50)	17.6% (43)	4.1% (10)	2.0% (5)	2.60	24
walking or biking access to park	12.6% (30)	<b>39.7% (95)</b>	20.5% (49)	14.2% (34)	3.8% (9)	9.2% (22)	2.53	23
Restrooms	5.0% (12)	24.9% (60)	<b>31.5% (76)</b>	19.9% (48)	5.8% (14)	12.9% (31)	2.96	24
security	3.7% (9)	21.6% (52)	<b>40.2% (97)</b>	17.0% (41)	6.6% (16)	10.8% (26)	3.01	24
park signage	7.5% (18)	34.0% (82)	<b>34.4% (83)</b>	14.9% (36)	2.9% (7)	6.2% (15)	2.70	24
traffic on main road	5.7% (14)	<b>41.6% (102)</b>	34.3% (84)	7.3% (18)	3.7% (9)	7.3% (18)	2.59	24
forest maintenance	11.3% (27)	<b>43.3% (104)</b>	28.8% (69)	6.7% (16)	0.4% (1)	9.6% (23)	2.35	24
	<b>answered question</b>							<b>25</b>
	<b>skipped question</b>							<b>2</b>

12. If you replied DISSATISFIED or VERY DISSATISFIED to any of the above would you please share your suggestions on how to improve?

	Response Count
	117
	<b>answered question</b>
	<b>117</b>
	<b>skipped question</b>
	<b>160</b>

13. What other uses would you like to see at Little Mountain Park?		Response Count
		94
	<i>answered question</i>	94
	<i>skipped question</i>	183

14. What suggestions do you have to improve Little Mountain Park?		Response Count
		134
	<i>answered question</i>	134
	<i>skipped question</i>	143

15. Please use the space below to provide any additional comments you have. As always feel free to contact your Mount Vernon Parks and Recreation department for any additional information.		Response Count
		86
	<i>answered question</i>	86
	<i>skipped question</i>	191